

# S335

## IoT Gateway



**UNIVERSAL SENSOR COMPATIBILITY**  
Modbus/RTU and Modbus/TCP




**INTEGRATED WEB SERVER**  
Live data and configuration



**REMOTE MONITORING**  
Cloud services via 4G modem



**SIMPLIFIED CONFIGURATION**  
Export and import configuration files



**FLEXIBLE CONNECTIVITY**  
Connect to factory systems via Modbus



**POWERFUL SENSOR SUPPLY**  
Loopthrough power supply for sensors



**SCALABLE AND VERSATILE**  
Supporting up to 80 Data channels



**MOUNTING OPTIONS**  
Wall and DIN rail mounting

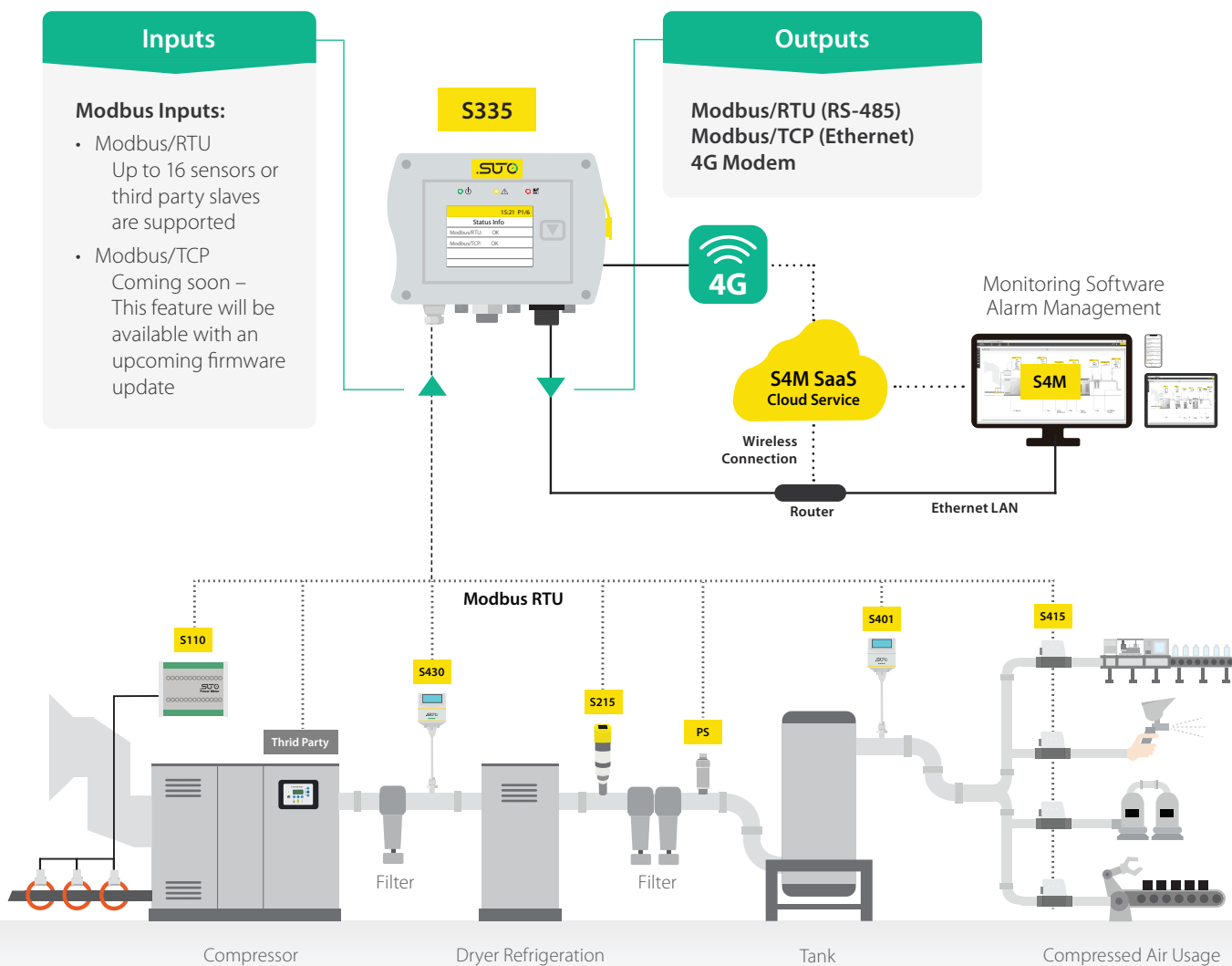


## Benefits

- ✓ **Gateway Function:** The S335 connects field devices like sensors to advanced monitoring software for easy data transfer and management
- ✓ **Centralized Data Hub:** Easily track all your compressed air system data in one place for complete, accurate monitoring
- ✓ **Multi-Sensor Connectivity:** Connect up to 16 sensors to a single device for a simpler, more efficient setup
- ✓ **Seamless Integration:** Works perfectly with your existing systems using Modbus/RTU and Modbus/TCP, ensuring hassle-free setup
- ✓ **Remote Access:** Monitor and adjust settings anytime, anywhere with the built-in web server
- ✓ **No Software Installation:** Simplified setup and monitoring with the easy-to-use web interface – no extra software needed

## Plug and Play Data Logging

The SUTO S335 is the heart of your compressed air monitoring system, seamlessly collecting and distributing measurement data to various components. Designed to act as an interface between field hardware and software, the S335 provides effortless integration, ensuring that your monitoring system runs smoothly and efficiently.



Modbus RTU

S110

Compressor

S430

Filter

S215

Dryer Refrigeration

PS

Filter

S401

Tank

S415

Compressed Air Usage

## Remote Connection



By connecting a 4G/LTE modem to the designated M12 port, the sensor data from the S335 can be monitored remotely through SUTO S4M-SaaS.



## Applications

The SUTO S335 is your ideal solution for efficient, reliable and scalable compressed air monitoring. Whether you're managing a small system or a large industrial facility, the S335 provides the flexibility and control you need to optimise your operations.

## Dimension



## Power Supply and Connectors

- 1 x M12 Connector for 65W sensor power supply, 1 x M12 Connector for Modbus/RTU Slave, 1 x M12 Connector for Modbus/RTU Master
- 1 x Ethernet Connector for Web-Server & Modbus/TCP communication

## Installation Options

The S335 comes in a compact design which can be wall mounted or 35 mm DIN hat rail mounted.



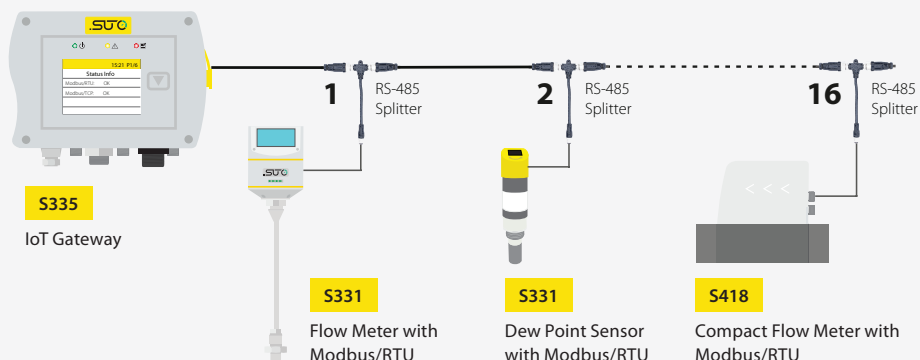
# Connecting All Compressed Air Devices

1

## SUTO Modbus/RTU Sensor Input

The S335 supports input from Modbus/RTU sensors. To connect the Modbus/RTU sensors properly on an RS 485 bus system, it's recommended to daisy-chain the sensors to one of the inputs. For this purpose, SUTO offers a RS 485 splitter to simplify the connection.

Through this method, users can add up to 16 sensors to the master input, making it most versatile and allowing to monitor whole plants. (Additional power supplies for field devices might be necessary)



2

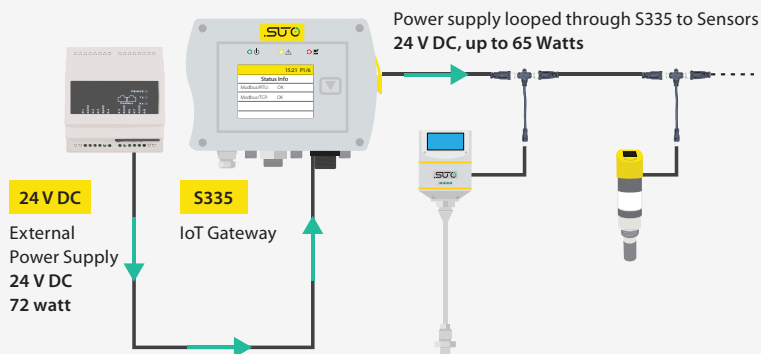
## Power your Sensors directly with the S335 Gateway

The S335 Gateway offers seamless integration with external power sources, allowing you to power connected sensors directly without the need for additional power supplies for each unit. This streamlined approach significantly reduces installation complexity and increases the flexibility of your setup.

With support for up to 72 Watts of external power, the S335 delivers a robust 65 Watts to connected sensors to ensure optimal performance.

Meanwhile, the gateway itself consumes minimal power - just 7 Watts - making it an energy-efficient choice for your system.

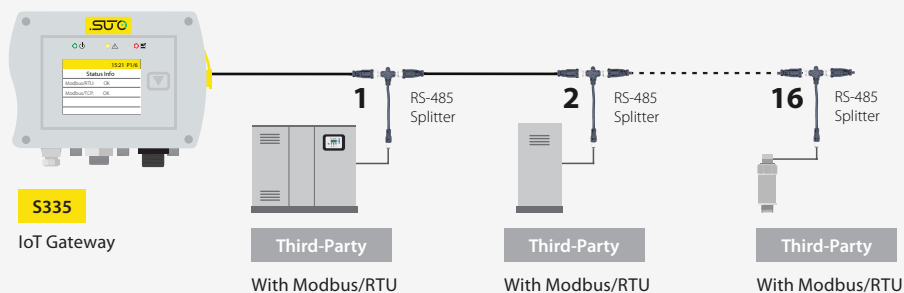
Simplify your installations and improve system performance with the versatile, energy-efficient S335 gateway.



3

## Third-Party Sensor and Field Device Support

By relying on the industry standard protocol Modbus/RTU, the S335 does support third-party sensors to be easily integrated into the monitoring system. Field devices can be easily set up using the web browser-based S4C-Web, allowing to add third-party sensor within seconds.



## Technical Data

### General data

#### Data logger

Operating temperature	0 ... +50°C
Housing material	PC+ABS
Protection class	IP65
Dimensions	124 x 102 x 70 mm
Display	2.4" color (640 x 480) graphic display, 1 touch button
Weight	0.4 kg

### General data

#### Electrical data

Power supply	24 VDC, 72 W*
Sensor supply	24 VDC, 65 W
<b>Input signals</b>	
Digital input	Modbus/TCP 16 x RS-485 Modbus RTU Sensors
<b>Output signals</b>	
Interface	Ethernet (Modbus/TCP), RS-485 (Modbus/RTU), USB-C port

\*Power supply not included. The S335 must be supplied with 24 VDC. The 24 VDC can then be looped through to power connected sensors. Up to 65 watts of power to the connected sensor when using a 72 watts main power supply.

## Ordering

Please use the following tables to assist in placing your order with our sales staff.

### S335 IoT Gateway

#### Order No. Description

D500 0336	S335 IoT Gateway with display, 16x Modbus/RTU input, Ethernet, RS-485, USB-C, M12 connector for 4G modem, M12 connectors for Sensors. Supply voltage 24 VDC min.7 W / max. 72 W (Power supply not included)
-----------	---

#### Main unit Mounting

A4602	No mounting
A4603	Wall mounting plate
A4604	35 mm DIN hat rail mounting plate

### Accessories

#### Order No. Description

##### Cables

A553 0104	Sensor cable 5 m with M12 connector, open ends, 5 pole, AWG 24 (0.2 mm <sup>2</sup> )
A553 0105	Sensor cable 10 m with M12 connector, open ends, 5 pole, AWG 24 (0.2 mm <sup>2</sup> )
A553 0165	Sensor cable, 5 pole, AWG 24 (0.2 mm <sup>2</sup> ), 50 m reel
A553 0166	Sensor cable, 5 pole, AWG 24 (0.2 mm <sup>2</sup> ), 100 m reel
A553 0167	RS-485 (modbus) cable, 4 pole twisted pairs with shield, AWG 24 (0.2 mm <sup>2</sup> ), 50 m reel
A553 0168	RS-485 (modbus) cable, 4 pole twisted pairs with shield, AWG 24 (0.2 mm <sup>2</sup> ), 100 m reel
A554 3310	M12-Splitter, for Modbus Daisy chain wiring, including 2 x M12 plug
C219 0055	M12 connector with RS-485 termination resistor (120 Ω), for Modbus daisy chain termination

##### Converters and gateways\*

A554 0011	RS-485 repeater
A554 0331	RS-485 / USB converter

##### 4G Modem for remote connection

A1670	USB 4G dongle, excl. SIM card
A554 0131	Wall casing for USB 4G dongle, with 2m cable and M12 connector

\* Please contact our customer service for further converter/gateway options



[www.suto-itec.com](http://www.suto-itec.com)



[sales@suto-itec.com](mailto:sales@suto-itec.com)